

# Exhibitor's guide

SNACK SHOW

Paris – Porte de Versailles  
Pavilion 7.2

**April, 1st & 2nd 2026**



**RX** France



# Welcome!

## The Exhibitor Guide lets you quickly find the information you need!

You'll find all the information required to  
prepare your time at **SNACK SHOW**

### This guide has 3 parts:

- General information you'll need to read and steps to become an exhibitor.
- All the forms to read and/or complete.
- Information about preparing your stand.

Before you begin, make sure that:

1. The location you have reserved meets your needs (water hookup hatches, surface area, etc.).
2. You have received your username and password for your online Exhibitor Portal by e-mail:  
[no-reply@rxglobal.com](mailto:no-reply@rxglobal.com) Remember to check your spam!

You haven't received your login details?

Contact our customer service: [Helpdesk Form](#)

**We're looking forward to seeing you very soon!**

# Contents

## 1. Preparing for the trade show

### A. General information

- Contacts
- Trade show schedule
- Reverse schedule

### B. How to get to the site

- Site map
- Vehicle access & Deliveries
- Access badges

### C. Practical information

- Stand security
- Build-up
- During the opening
- Dismantling
  - \* Formalities for foreign workers (for stand designers and decorators).
  - \* Safety rules for people working on site

### D. Responsible exhibitors

### E. Architectural technical regulations

## 2. Forms that need to be read and returned

### A. Fire safety regulations

- Equipment in operation

### B. Exhibitor health & safety instructions

### C. Additional coverage (optional)

### D. Temporary and dismantlable structures

## 3. Preparing your stand

### A. Turnkey stands

### B. Space-only stands

### C. Referenced providers

# 1. Preparing for the Trade Show



# A. General information Your contacts

## Organiser

**RX France**  
+33 (0)1 47 56 50 00  
52 quai de Dion Bouton  
92800 Puteaux

## Trade show management

**Béatrice GRAVIER**  
Exhibition director

## Technical department

**Estelle Bami**  
Operations manager  
[Estelle.Bami@rxglobal.com](mailto:Estelle.Bami@rxglobal.com)

## Angélique LEGRAND

Exhibitor's operation support  
[service.technique.SnackShow@rxglobal.com](mailto:service.technique.SnackShow@rxglobal.com)

## Marketing & Communication Team

**Juanita TORRES**  
Marketing & Communication Manager  
[juanita.torres-ceron@rxglobal.com](mailto:juanita.torres-ceron@rxglobal.com)

## Customer service

Send your question through our link:  
[Helpdesk Form](#)

## Find the whole team on our website:

[Exhibitor Contact](#)

## Sales department

**Armelle GUILLLOT**  
Sales director

## Souad ZERROUG

Head of sales  
[Souad.zerroug@rxglobal.com](mailto:Souad.zerroug@rxglobal.com)

## FRANCESCO COPPOLA

Key Account Director  
*Packaging, kitchen equipment  
Parizza + Gusto*  
+33 (0)6 15 63 57 33  
[francesco.coppola@rxglobal.com](mailto:francesco.coppola@rxglobal.com)

## Pavina VUITTENEZ

Sales manager Snack Show  
*Food products, beverages, and  
technology solutions*  
+33 (0)7 78 10 64 09  
[pavina.vuittenez@rxglobal.com](mailto:pavina.vuittenez@rxglobal.com)

## Julien PANET

Parizza Consultant  
+33 (0)6 03 33 33 03  
[jpanet@francepizza.fr](mailto:jpanet@francepizza.fr)

## Naïma Al Sid Chikh

Sales coordinator  
+33 (0)1 47 56 52 87  
[naima.alsidchikh-ext@rxglobal.com](mailto:naima.alsidchikh-ext@rxglobal.com)

## Preparing for the Trade Show

# Build-up / Dismantling schedule

	Monday 30 March	Tuesday 31st March	Wednesday 1st April	Thursday 2nd April	Friday 3rd April
	BUILD UP		EXHIBITION		DISMANTLING
7:00 AM			7:00 AM		7:00 AM
8:00 AM	8:00 AM	8:00 AM	Deliveries / Exhibitors opening		
9:00 AM			9:00 AM	9:00 AM	
10:00 AM					Space-only stands
11:00 AM		Space-only stands			
12:00 PM					12:00 PM
1:00 PM					
2:00 PM		2:00 PM			
3:00 PM		Turnkey stands			
4:00 PM	Space-only stands				
5:00 PM		Space-only			
6:00 PM				6:00 PM	
7:00 PM			7:00 PM	6:30 - 7:30 PM DISMANTLING Turnkey stands	
8:00 PM					
9:00 PM				6:30 - 11:00 PM DISMANTLING Space-only stands	
10:00 PM					
11:00 PM	11:00 PM	11:00 PM			

**RX** France

Exhibitor Guide – SNACK SHOW April 2026

All waste (carpets, demolition rubble, adhesives, etc.) must be removed by 12:00 PM on Friday 3rd April. The storage spaces and rental furniture of turnkey stands must be emptied of all their contents on the evening when the trade show closes, by 7:30 PM on Thursday 2nd April at the latest.

Exhibitors and their service providers must follow the organiser schedule to access to the venue during the build-up and dismantling periods.



### Opening hours:

#### For visitors:

Wednesday 1st April 2026: 9:00 AM to 7:00 PM

Thursday 2nd April 2026: 9:00 AM to 6:00 PM

#### For exhibitors (excluding build-up and dismantling):

Wednesday 1st April 2026 : 7:00 AM to 7:00 PM

Thursday 2nd April 2026 : 7:00 AM to 6:00 PM



### Electrical Power up - Limited power supply:

#### Build-up:

Tuesday 31st March 2026: 8:00 AM to 11:00 PM

#### Opening:

Wednesday 1st April 2026 : 8:00 AM to 7:30 PM

Thursday 2nd April 2026: 8:00 AM to 7:00 PM

The power supply for your **ESSENTIEL (3Kw)**, **EASY (3Kw)** or **IDENTITY (4Kw)** stand is permanent (24h/24h).

**Warning!** No power supply on Monday 30th March. If necessary, you can order an additional electrical connection to **VIPARIS**:  
[www.viparisstore.com](http://www.viparisstore.com)

You have booked a space-only stand?  
Remember to order an electrical connection from **VIPARIS**:  
[www.viparisstore.com](http://www.viparisstore.com)

# Reverse schedule

Actions	To be done no later than	Contact	
Choose furniture (only for EASY & IDENTITY stands)	March 10th, 2026	CAMERUS	<a href="#">Exhibitor Portal</a>
Additional Services	February 20th, 2026	Order forms in the Exhibitor Portal	<a href="#">Exhibitor Portal</a> → My stand
Venue technical orders (Viparis)	February 20th, 2026	VIPARIS STORE - Online on the Internet	<a href="https://www.viparisstore.com/en/">https://www.viparisstore.com/en/</a>
Submit the name of your decorator	February 20th, 2026	Exhibitor Portal	<a href="#">Exhibitor Portal</a> → Declare my provider
Submit your stand design (only for space-only stands)	February 20th, 2026	DECOPLUS	<a href="mailto:elisabeth.decoplus@gmail.com">elisabeth.decoplus@gmail.com</a>
Fire safety regulations (page 34) Equipment in operation	February 27th, 2026	Fire safety officer HANDI'SECUR	<a href="#">Exhibitor Portal</a> / <a href="mailto:handisecur@handisecur.com">handisecur@handisecur.com</a>
Exhibitor health & safety instructions (page 35)	February 27th, 2026	Exhibitor Portal	<a href="#">Exhibitor Portal</a> / <a href="mailto:sps@d-o-t.fr">sps@d-o-t.fr</a>
LOGIPASS	March 13th, 2026	LOGIPASS - Online on the Internet	<a href="https://logipass.viparis.com/en">https://logipass.viparis.com/en</a>

## B. How to get to the site

### Site map

Access to your stand will only be granted after full payment of your invoices to RX France.

Exhibitor Guide – SNACK SHOW April 2026

Tramway station: Porte de Versailles

1 PAUL  
CAFÉ DE COMMERCIAL

2 monop<sup>®</sup>daily

3 MCDONALD'S

4 MAMA  
SHELTER

5 NOVOTEL



# Vehicle access Deliveries



Access to **delivery areas** is free, but vehicles **must be registered** on the **LOGIPASS** platform:

<https://logipass.viparis.com/en>

For all enquiries about LOGIPASS, please contact:  
[infos-exposants@viparis.com](mailto:infos-exposants@viparis.com)  
tel : +33 (0)1 40 68 11 30



## Build-up, dismantling and daily deliveries

LOGIPASS concerns all requests for vehicle access during build-up, dismantling and for daily deliveries.

Parking in delivery areas is only authorised for delivery purposes.

**Trucks and passenger vehicles are not allowed inside the pavilions.  
Only handling equipments is permitted.**

### 1 - Creating an account and access request

Exhibitors must each create their own user account to create their access request .  
Use your account to track requests and print your entry pass

### 2 - Request approval

Requests made in designated time slots for specific activities (installers / exhibitors / delivery persons) and vehicle type are automatically approved.  
Other requests are subject to manual approval (special authorisations) subject to availability.



## Deliveries during the opening period

Exhibitors delivery access: 1st and 2nd April 2026 from 7:00am to 9:00am, door D.

During deliveries, parking at the site is limited to 1 hour. If exceeded, vehicles in violation will be removed without notice, at the expense of their owners.

# Vehicle access Deliveries

If there is too much traffic, the security services may be forced to temporarily close the entrance to the exhibition site.

No vehicles will be allowed inside the building (except with special authorisation from the organiser).

Information on access, traffic, parking:  
Tel. : +33 (0)1 40 68 11 30

## Pavilion 7.2

**Vehicle entry:**  
Through door D.

**Vehicle exit:**  
Through door D.



**Access to the site will be closed during the opening period.  
All vehicles will be directed to the car park.**



### Delivery address

VIPARIS - Porte de Versailles

Salon SNACK SHOW

Pavilion 7.2

Company (to be filled in)

Stand n° (to be filled in)

Contact + phone number

**Each exhibitor is responsible for his own deliveries.**

**The exhibitor must be present on the stand at the time of delivery.**

**The organiser will not accept any deliveries.**

## Access badges



Unidentified persons will not be allowed to access the site.

During build-up / dismantling, the venue is a worksite closed to the public.

A badge with your name and proper ID are required to gain access to the hall during build-up / dismantling and during the trade show.



### Decorators / drivers

#### Build-up / dismantling badges

To gain access to the hall during build-up and dismantling, each person must be registered beforehand and have their build-up / dismantling badge and proper ID. You will need to print it after our approbation.

#### Maintenance badges : access during the trade show

To gain access to the hall during the trade show, each person must be registered beforehand and have their build-up / dismantling badge and proper ID. Maintenance badges are subject to moderation.

To register, please click on the following link: <https://solar.rxfrance.fr>

Procedure: [SOLAR user guide](#)



For any questions, please contact: [operations.registration@rxglobal.com](mailto:operations.registration@rxglobal.com)

### Exhibitors

#### Exhibitor badges

Exhibitor badges are mandatory for exhibitor access during the trade show. Exhibitor badges are also valid during build-up and dismantling periods.

To register, you need to go to your online [Exhibitor Portal](#).

To print your exhibitor badges, make sure you have paid for all your services with your billing manager.

For any questions, please contact our [customer service / Helpdesk](#).



### Presence of minors

Minors (except declared young workers) are prohibited on build-up and dismantling of the show.

# C. Practical information

## Stand security



### Stand security

The organiser is responsible for general security during the trade show. This is an obligation of means and not of results. We recommend that you have security for your stand, especially at night.

**We remind you that there is a high risk of theft during build-up and dismantling. Please keep a close eye on your personal effects.**

See Stand Security Guard in your online [Exhibitor Portal](#).



### Accidents and theft

Any accidents must be declared in writing to the organiser and, under penalty of losing the right to insurance, must be declared to their insurance company using the standard forms available to the exhibitor. This claim must be made within twenty-four hours in the event of theft or within five days in other cases, indicating the circumstances of the accident and the approximate amount of the losses. Any theft must be reported by the exhibitor to the police authorities in the jurisdiction of the trade show. The original of the complaint must be attached to the claim form.

#### Within 24 hours

Report the theft to the local police:

Police Station

250 rue de Vaugirard - 75015 PARIS Tel.: +33 (0)1 53 68 81 00

#### Within 48 hours

Give a copy of the police report to the organiser or after the exhibition, post it to:

RX France

SNACK SHOW

52-54 Quai de Dion Bouton - 92800 PUTEAUX

# Practical information

## Build-up



### Empty packaging – material disposal

Exhibitors or their decorators must quickly remove empty packaging and store it outside the pavilions.

There is no storage space in the hall.

Handling companies are selected to work at the show.

You'll find their order forms in your [Exhibitor Portal](#).



### Handling

Handling companies are selected to work and handle your parcels at the show.

You'll find their order forms in your [Exhibitor Portal](#).



### Customs

It is the responsibility of each exhibitor to complete the customs formalities for materials and products coming from abroad. The organiser cannot be held responsible for any difficulties that may arise during these formalities.

# Practical information

## During the opening



### Sound animations and illuminated signs

Animations (sounds, videos, mascots, etc.) must be declared to the organiser for approval. The maximum noise level is set at 70 decibels, measured at 1 meter from the stand. The organiser reserves the right to lower this threshold if the noise emission causes a significant disturbance to surrounding stands.

Exhibitors are solely responsible for adhering to intellectual property rights related to music. Therefore, exhibitors must obtain a licence for the music they plan to use at their stand from SACEM and ensure payment is made before the show.

<https://clients.sacem.fr/autorisations/manifestation-avec-de-la-musique-en-fond-sonore>

The exhibitor must hold the organiser harmless against any recourse and/or any third-party claims due to non-fulfilment of its obligations.

All forms of attractions/events and sales activities are strictly prohibited outside the stand unless the exhibitor has reserved this type of visibility with the organiser.

All light and sound advertising must be submitted to the organiser for approval, who may revoke the authorisation granted in the event of a disturbance to neighbouring exhibitors, the flow of visitor traffic or the trade show.

Rotating and similar lights are not permitted.

Illuminated signs or signage are permitted.

Under no circumstances may they have strobe or flashing lights.



### Distribution of advertising

Distributing advertising documents and goodies outside your stand is strictly prohibited. Handing flyers out in aisles is not allowed.

# Practical information

## During the opening



### Car park

Car park at the exhibition center will be charged during the opening of the exhibition. VIPARIS proposes for the exhibitors, parking places for the all duration of the event. This parking pass allow you to access unlimited time in and out for your vehicle. To order, go directly to: <https://www.viparisstore.com>



### Catering regulations on stand

Each exhibitor presenting samples and other food products at the exhibition agrees to adhere to and follow good hygiene practice guidelines.

**Please take note of these regulations:** [RX\\_catering\\_regulations.pdf](#)

### Caterers

Exhibitors may use either the caterers at the site (Horeto) or caterers approved by the VIPARIS administration.

All caterers are authorized to provide services in the exhibition center, provided they register with VIPARIS before providing the service and sign a one-off-fee based contract.

Contact: VIPARIS – Myriam MOTTIN

Tel: +33 (0)7 60 86 65 23 / [myriam.mottin@viparis.com](mailto:myriam.mottin@viparis.com)

**Without this authorization, access to the exhibition center will be denied.**



### Adopt sustainable food service practices

Prevent food waste by ordering the right amount.

Choose organic, local and seasonal products.

Eliminate plastic by using reusable or recyclable tableware and by bringing your own water bottle.

Select a caterer that has a CSR policy and kitchens near the reception venue.

# Practical information

## Dismantling

**We recommend that you pass on this information to your transport companies, carriers and decorators.**



### Turnkey stands and additional fittings

The storage spaces of these stands and rental furniture must be emptied of all their contents on the evening when the trade show closes, by 7:30pm at the latest, so that the installation crews can take down the stand.



### Bare stands – Cleaning

Exhibitors and their service providers must follow the schedule established by the organiser. Stand dismantling will begin on Thursday, April 2<sup>nd</sup> from 6:30pm and will end on Friday, April 3<sup>rd</sup> at 12:00pm.

#### **The non-respect of this schedule will lead to:**

- the dismantling of the booth, with costs at the charge of the exhibitor,
- the payment of a compensation for overstaying in proportion of the space (price per sqm),
- the payment of damages to the renter of the space.

**The exhibitor is bound to pay every costs caused by his default, his decorator/installer's default or by every physical or legal person under his responsibility.**

Please remove any advertising, multimedia, valuable products, or any other items you want to recover from your stand as soon as you start dismantling it.

**You must return your stand to its original condition. All rubbish (carpet, demolition rubble, adhesives, etc.) must be removed by April 3<sup>rd</sup> at 12:00pm.** We will dispose of goods and materials that are not removed in time and will invoice the exhibitor for this at a later date.

**Exhibitors must dispose of their own rubbish and may not use the organiser's dumpster under any circumstances.**

For waste removal, we advise you to contact the companies in charge of cleaning the hall. See Cleaning Service in your online Exhibitor Portal.



# Foreign workers

## Reminder of rules

### Article L 341-6 of the French Labour Code:

"No one may, directly or through an intermediary, hire, keep in their service, or employ for any period whatsoever, a foreigner who does not hold a permit authorising them to work in France." (translated from the French)

**NOTE:** if you use foreign decorators or stand designers to work on your stand, they must ensure that all foreign workers working on French soil are declared via the **SIPSI portal**: [www.sipsi.travail.gouv.fr](http://www.sipsi.travail.gouv.fr)

Use of the **SIPSI TeleService** became **mandatory** on 1 October 2016. It is the only method authorised for submitting the preliminary declaration concerning the posting of foreign service providers.

As an exhibitor at the trade show and as a service client, you are responsible for ensuring that this is complied with. You must be given a copy of **the declaration of the posting**.

If these formalities are not complied with, the labour inspectorate may suspend your on-site work, or even cancel your participation in the trade show.

For more information on this subject, please visit the SIPSI website: Sipsi ([travail.gouv.fr](http://travail.gouv.fr)), or : Professional immigration: recruitment of foreign workers - Direccte Ile-de-France

In accordance with French legislation, any contractor working on the site must keep regulatory employee registers available to the Labour Inspectorate, as well as the duplicates of work permits for foreign workers. Companies using temporary staff must ensure that:

- the person is fit to perform the work for which they were hired
- the fit to work certificate for the occupation in question has been issued
- the person concerned is legally entitled to work (work permit, residence permit)
- the staff has undergone safety training

Any employer established outside of France who plans to provide a service in France must submit a **PRELIMINARY DECLARATION CONCERNING THE POSTING** of employees to the labour inspectorate of the place where the service is to be provided before starting work in France.

# Worker safety

## Reminder of rules



During build-up and dismantling periods, access to the exhibition and event areas is restricted. You must follow the instructions given by the organisers and anyone in charge of access and security.

- PPE (Personal Protective Equipment) must be worn throughout the exhibition build-up and dismantling periods.
- Safety shoes mandatory during build-up and dismantling.
- The emergency exits must remain clear and accessible.
- Fire hose reels (RIA) must remain accessible at all times.

Ladders, stepladders and step stools must not be used as a workstation.



The use of aerial work platforms is subject to regulations in force.

The use and operating conditions for aerial work platforms must be posted on the platforms.

The driver and spotter **must wear a helmet.**

The driver must have a **CACES license or any equivalent** permit: driving permit issued by the employer after verification of medical fitness (annual certificate) and practical training test.

The driver must be at least 18 years of age.

## D. Responsible exhibitors



## Let's work together towards a sustainable Trade Show

EQUIPHOTEL is conscious of environmental and social issues and committed to a sustainable development approach.

**Let's work together.** We've put together the following advice to help you (re-)discover the best practices that you can follow to do your part.



### Use low-carbon transportation

Whenever possible, use low-carbon transport (train, river and sea transport, bicycles, electric trucks, etc.)

Pool deliveries with other participants at the event.

The trade show's official service providers, organise grouped transport.



### Reduce packaging

Avoid extra packaging as much as possible.

Try to use materials that can be recycled or even better, reused.



### Think ecodesign

Try to use reusable and recyclable materials, as well as LED lighting.

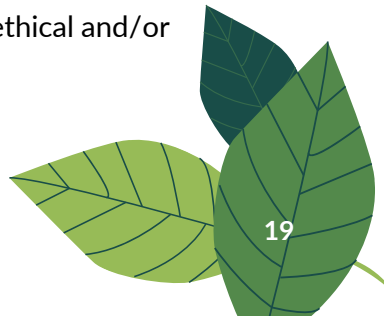
We offer custom-made eco-designed stands.

We use "recyclable" and "reusable" pictograms on our order forms for easy comprehension.




### Use responsible advertising

Adapt the print run to your needs, use environmentally friendly materials, and ethical and/or zero waste goodies.



# Responsible exhibitors



## Upcycle your waste (stand structures, heavy materials, carpets, etc.)

Please do not use handling equipment for two hours after the event ends so that we can recycle our carpets.

Space-only stands: let us know as soon as you set up if you have materials or stands that can be recycled!

Organize your waste removal:

I have LESS than 1CBM of waste on my stand

*I sort waste into piles according to its type:*

- Cardboards
- Papers
- Catalogues



- Wood



- Scrap metal



- Plastic PE - clear plastic film



- Others  
Excluding electrical waste and electronic equipment




I have MORE than 1CBM of waste on my stand

I order waste collection from the service provider MILLENIUM. It will be recycled in a treatment centre.

## TO ORDER WASTE COLLECTION:



You will find the order form for the cleaning service provider in your Exhibitor Portal.



# Responsible exhibitors



## Reduce and recycle waste (packaging, magazines, flyers, bottles, etc.)

During build-up and dismantling, use one of the collection points to recycle your waste.  
During the trade show, recycle your sorted waste in the bins available to the public.  
After visitors have left, put the waste in the aisles, sorted according to its type:



### Reuse, sorting follow-up

Re'Up

[contact@bereup.com](mailto:contact@bereup.com)

### Cleanliness, waste disposal

Millenium

[stand@millenium-sas.com](mailto:stand@millenium-sas.com)



## Share your ideas

Do not hesitate to share your ideas, actions or strategies used at your own stand by contacting us at the following email address:

[service.technique.SnackShow@rxglobal.com](mailto:service.technique.SnackShow@rxglobal.com)

We look forward to hearing from you.



# E.

## Architectural technical regulations



**RX** France

### 1 – For all exhibitors (turnkey stands, bare stands, My Stand Maker):

Complete the online fire safety form **before February, 21 2026**:

<https://snackshow.handisecur.com/formulaires>

### 2 – For space-only stands:

#### a) TECHNICAL FLOORPLAN

If you have technical restrictions on your location, please contact our exhibitor technical department before starting your stand design to receive your technical floorplan (Fire Hose Reel, connection channel, pillars, construction headroom...)

Contact: [service.technique.SnackShow@rxglobal.com](mailto:service.technique.SnackShow@rxglobal.com)

#### b) COMPLIANCE WITH ARCHITECTURAL REGULATIONS → **before February, 21 2026**

Once your project is complete, send two dimensioned drawings showing the floor plan and elevation to: **DECOPLUS** - [elisabeth.decoplus@gmail.com](mailto:elisabeth.decoplus@gmail.com) - tel: +33 (0)9 67 78 93 85

Our service provider will check compliance with architectural regulations.

#### c) TECHNICAL SERVICE ORDER / FEASIBILITY

Order your slings, fluids... to VIPARIS: <https://www.viparisstore.com/en/>

To finalize your order, a technical drawing will be requested.

This drawing is necessary not only to install your order, but also to study the feasibility of your project (especially for slinging).

The order will not be validated until the feasibility has been confirmed by VIPARIS.

# Architectural technical regulations



**RX** France

## d) !! **NEW** : CONTROL OFFICE FOR VERIFICATIONS FOR TEMPORARY AND DISMOUNTABLE STRUCTURES\*

All light bridge whose highest point is equal to or greater than 3.50 meters and less than 6.20 meters, including rigging, you must be able to provide our security officer **HANDISECUR** :

1. Certification of proper assembly from the builder (to be dated and signed after assembly). Sample certificate to be found in your [Exhibitor Portal](#)
2. Assessment of the file or standard model by a control office or accredited organization (to be completed before assembly begins)\*
3. Inspection of the assembly by a control office or Competent Technician\*\* (to be completed on-site).

*\*See p39/40 the possible cases for approaches*

*\*\*See page 46 contact details of control offices (referenced suppliers, not compulsory)*

## e) FINAL APPROVAL

Your project will only be validated upon receipt of the **DECOPLUS** validation and confirmation of the project feasibility by **VIPARIS**.



# Architectural technical regulations

**Important:** by signing your application form, you have undertaken to comply with and to ensure that all decorators, installers or contractors comply with all the clauses of the general regulations, including the time allotted for setup and dismantling.

The trade show organiser reserves the right to have the general installer modify or dismantle (at the exhibitor's expense) any installations that do not comply with the architectural regulations and which are likely to disturb neighbouring exhibitors or the public.

The technical team will check all the installations of the stands and may reject those that do not conform to the approved design.

Furthermore, the organiser reserves the right to have a certified inspection body issue a report certifying the stability of the stand structures at the exhibitor's expense.

## **Hanging elements/slides:**

The suspended items to the Pavilion ceiling must only be installed by the VIPARIS technical service.

Orders must be taken on VIPARIS STORE : [ViparisStore](#)

Hanging elements must comply with the architectural rules.

Your hanging structures (or strung elements) must be inspected by a certified company in order to obtain a stability report.

Exhibitors must provide a certificate of compliance.

## **Virtual Visit:**

Discover Paris Expo Porte de Versailles with the virtual visit:

[Paris Expo Porte de Versailles - Explore Viparis](#)

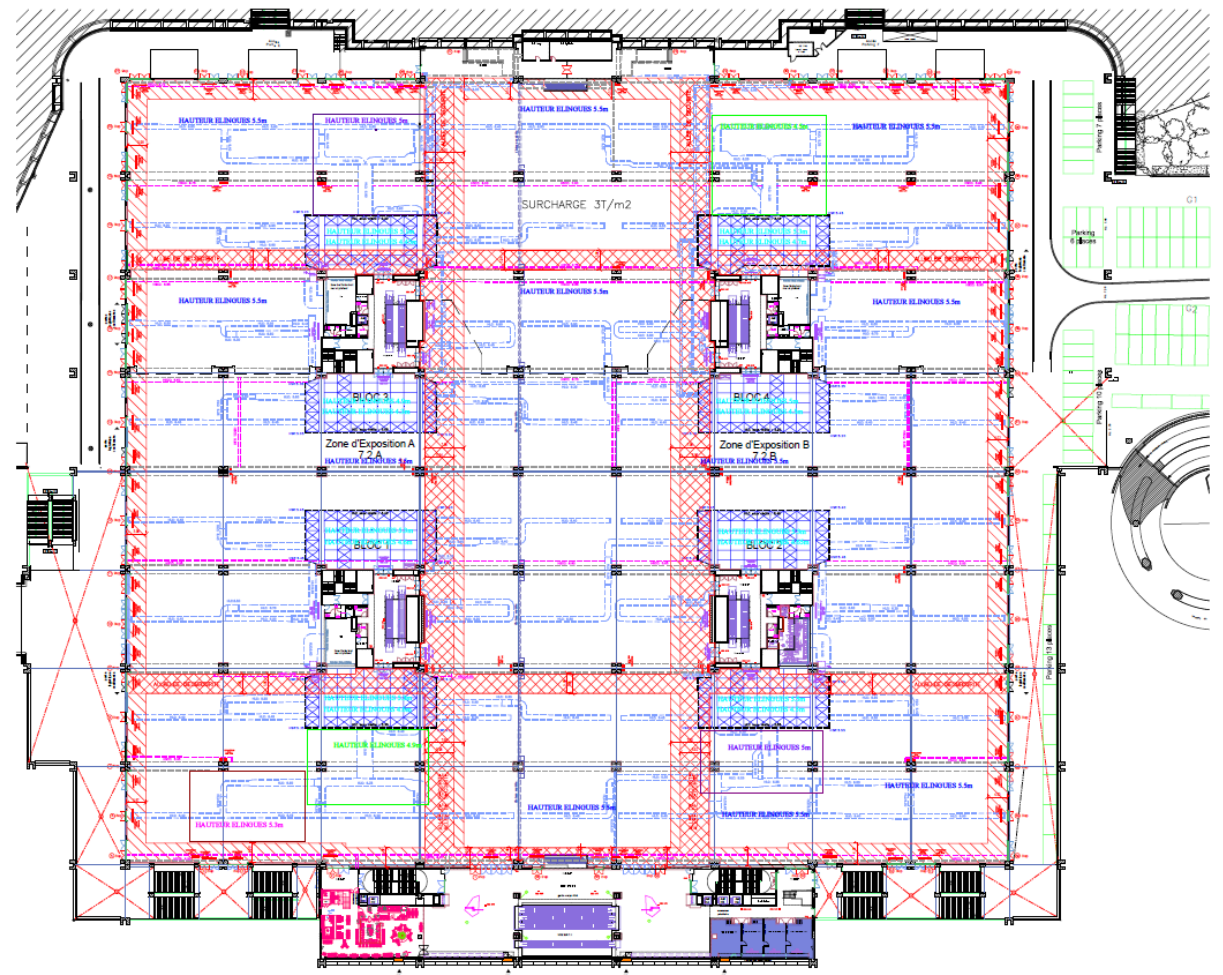


# Architectural technical regulations

## Pavilion 7.2

Uniformly distributed load: 600kgs/sqm

Point load: 1,5t/diam 0.20m



Pavilion 7.2 has **slinging restrictions**, which may affect the feasibility of your project and/or lead to additional costs.

Please contact our exhibitor technical department before starting your stand design to receive your technical floorplan. Contact: [service.technique.SnackShow@rxglobal.com](mailto:service.technique.SnackShow@rxglobal.com)

If your stand project includes slings, it is essential to **have your slinging plan validated by VIPARIS.**

# Architectural technical regulations

If you use a decorator, remember to send him this document so that he can take these regulations into account when designing your stand.

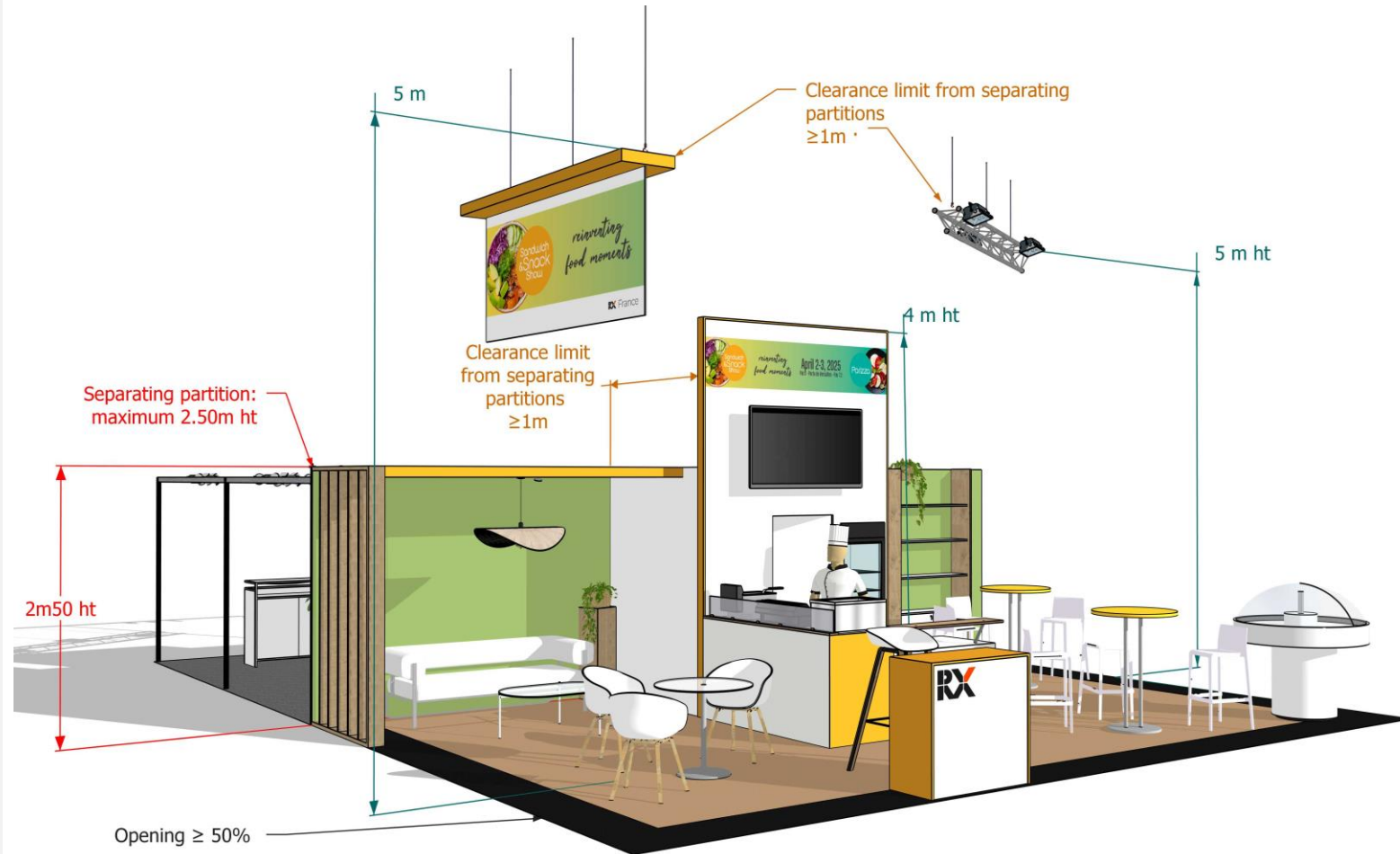
**Stand constructions** must take into account the following heights\* (from the ground) and clearances:

	MAXIMUM HEIGHT	RULES
Construction	4.00 m	<p>This rule applies to all the booths wherever the height and zone of the pavilion permits it.</p> <p><b>Clearance limit from aisles</b> Up to 4.00m high: no clearance limit</p> <p><b>Clearance limit from separating partitions</b> Up to 2.50m high: no clearance limit Constructions over 2.50m until 4.00m high : clearance limite 1.00m</p>
Partition / shared partition walls	2.50 m	<p>The partitions facing neighbouring stands must be smooth, plain, painted or covered with white, black or grey wall fabric, without any type of signs, without any sign of any kind or wooden braces for assembling partitions.</p>
Signs	5.00 m*	<p>The sign structure may not exceed a height of 5 meters from the ground and <b>must be set at least at 1.00m</b> back from the edges of the neighbour stand.</p> <p>Hung signage on the ceiling can only be installed by the exhibition center technical services.</p>
Hanging sign structures	5.00 m*	<p>The sign structure may not exceed a height of 5.00m from the ground and <b>must be set at least at 1.00m</b> back from the edges of the neighbour stand.</p> <p>Open superstructure that can include the exhibitor's label or illuminated logo. Sign structures must be slung or be attached to the structure by a light frame.</p>
Lighting fixtures or truss lighting	5.00 m*	<p><b>Clearance from the edges of the neighbour stand only: 1.00m</b></p> <p>Independent lighting fixtures hung above the stand structures are authorised. Please contact VIPARIS at +33 (0)1 40 68 16 16 to validate the feasibility of your project.</p>



\* Depending on the location of your stand, this height may be reduced to 4.00m.  
Please ask your technical contact for the height restrictions specific to your spot.

# Architectural technical regulations



# Architectural technical regulations

## Stand boundaries

No decorations, furnishings, signs or lighting may protrude from the boundaries of your stand.

## Clear aisles

Exhibitors must leave **the aisles clear** of all pipes, cables/wires or decorative elements, both on the ground and overhead. However, pipes and cables meeting the requirements of the organiser, or the safety teams will be allowed to cross the stands if necessary.

## Stands opening

Each side of a stand facing an aisle must have a **minimum opening of 50%**, in order to allow easy access to the stand, avoid disturbing neighbouring stands and to allow proper visibility and flow of visitor traffic.

The following may be considered as openings:

- Any decorative elements or furniture not exceeding 1m in height, excluding low partitions. (e.g.: plants, reception counters, etc.)
- Any mobile elements, up to the full height of the stand, allowing physical access to the stand.

The organiser reserves the right to have the layout of the project received modified for any purpose.

## Damage

Exhibitors are responsible for themselves and for their suppliers for all damage caused to building structures during transport, installation or removal of their equipment.

Walls, floors, pillars: it is forbidden to drill, seal, bleed or cut them.

It is also forbidden to paint them.

# Architectural technical regulations

## Stands over 200 sqm

Please contact the fire safety officer of the show : [handisecur@handisecur.com](mailto:handisecur@handisecur.com)

## Reused stands

Reused stands are subject to the architectural technical regulations, just like newly built stands. The plans must be submitted to our service provider in charge of approving stand designs.

## Multi-level stands

Multi-level stands are not allowed.

## Velum

If you wish to install a velum, please confirm the percentage of coverage with our fire safety officer. A velum, classified M1 for reaction to fire, can be installed.

## Flooring

Stands are delivered with carpet except for stands installed by a decorator who supplies, installs, and removes it. Exhibitors will be charged for any damage they cause to the existing floor. They are responsible for taking all necessary precautions (plastic, plywood, etc.) to protect the floor from risks, especially painting.

## Bulky Equipment

Stands exhibiting vehicles or bulky equipment MUST submit their positioning to the trade show's operation support for approval.

## Accessibility for disabled people

Any stand equipped with a technical floor higher than 2 cm, on which the public may have to climb, must have an access ramp. The ramp must be 0.90 m wide and have a gradient of between 2% and 5%. The ramp must be integrated into the stand and must not extend into the aisles.

# Architectural technical regulations

## Post and pavilion cladding

Permanent wood cladding may not be painted, drilled or glued.

Permanent wood cladding has a height of 3 metres for pavilion 7.

They may be used in their entirety by exhibitors to hang signs or decorative elements.

All items fastened with staples must be removed by the exhibitor at the end of the show, and the cladding must be free of staples. It is forbidden to pierce, to paint, to coat or damage the pole. Otherwise, the restoration will be invoiced to the exhibitor.

## Fluid distribution channels

Fluids distribution in the pavilion is ensured by a set of channels .

Channels and hatches are completely closed by cast iron plates that are forbidden to be handled. Only VIPARIS is authorised to use these channels.

For more information, please contact: [contact@e-viparisstore.com](mailto:contact@e-viparisstore.com)

### Important!

Access to water is not guaranteed for all stands and must be validated by the Exhibitor service. It is strongly recommended to install a technical floor to cover the water inlet and drain pipes. In addition, the organiser cannot provide chutes on the stands.

## Access to the pavilions

Access to the pavilions can easily be done thanks to numerous side gates. Trucks and passenger vehicles are not allowed inside the pavilions. Only handling equipments is permitted.

A car park adjacent to the pavilion is available to stand builders during set-up and dismantling periods.

### Pavilion 7.2 has weight limits.

Uniformly distributed load: 600kgs/sqm

Point load: 1,5t/diam 0.20m

# Architectural technical regulations

## Regulations for Large-Scale Kitchen

### Installations less than 20 kW:

Installations of cooking (or reheating) appliances in which the total rated output is less than 20 kW are to be fitted with an enveloping cooker hood and a mechanical extraction device. Any steam should first be extracted and deodorized through 3 successive filters:

- The first a filter made of metallic material.
- The second with media or electrostatic finishing filter.
- The third with an active carbon deodoriser.

The filter section should be around 0.5 m per square meter of cooking surface. The rate of evacuation is to be 400 m<sup>3</sup> per hour per sqm of cooking surface. The hood should be closed on 3 sides with a drop of 0.80m above the hob or stove top.

### Installations 20 kW or greater:

Should food catering areas be set up and equipped with kitchen in which the total rated output of the appliance (cooking, reheating or group of appliances) is 20 kW or greater, the regulations prescribed in the Articles GC (in particular GC14 and GC15) of the amended Safety Regulations of 25 June 1980, would have to be respected. The appliances are to be installed in premises called «grandes cuisines» (large-scale kitchens). These large-scale kitchens are to be delimited by 1 hour fire partitions and flooring. The fire resistance of the materials used must be certified by an approved French testing laboratory.

Considering the technical requirements of the building, these kitchens are to be set up on the periphery of the building, in accordance with VIPARIS - Porte de Versailles. Each Kitchen must be fitted with a device for mechanically extracting polluted air, steam, and fat. This device should be made in category M0 materials.



# Architectural technical regulations

## Sound animations and illuminated signs

Animations (sounds, videos, mascots, etc.) must be declared to the organiser for approval. The maximum noise level is set at 70 decibels, measured at 1 meter from the stand.

The organiser reserves the right to lower this threshold if the noise emission causes a significant disturbance to surrounding stands.

All forms of attractions/events and sales activities are strictly prohibited outside the stand unless the exhibitor has reserved this type of visibility with the organiser.

All light and sound advertising must be submitted to the organiser for approval, who may revoke the authorisation granted in the event of a disturbance to neighbouring exhibitors, the flow of visitor traffic or the trade show.

Rotating and similar lights are not permitted.

Illuminated signs or signage are permitted.

Under no circumstances may they have strobe or flashing lights.

## Tethered balloons

Balloons inflated with a lighter-than-air gas (air or helium) and used as signs must comply with authorized heights and clearances. If the balloon is inflated with helium, no storage of helium cylinders (empty or full) will be authorized in the hall. It is also forbidden to re-pressurize the balloon while the public is present. If the balloon is illuminated, the envelope must have a M2 reaction to fire. The length of their attachments must be definitive and respect the same recesses as the slung elements. Failure to comply with this requirement will entitle the organizer to remove the balloon.

## Exhibited vehicles

Vehicles set up on stand must have their fuel tank emptied, the battery inaccessible to the public and a fire extinguisher adapted to the vehicle.

For any further information, please contact our fire safety officer:

**HANDI'SECUR** - +33 (0)6 87 99 86 59 - [handisecur@handisecur.com](mailto:handisecur@handisecur.com)



# Architectural technical regulations

## Smoke control and fire-fighting systems / fire hose reel

Smoke control and fire-fighting systems are mounted on cladding or perimeter pillars. Intercoms must always remain accessible. Signs indicating fire-fighting systems must remain visible.

The fire hose reel must remain visible and accessible, and therefore must not be blocked by any casing, doors, curtains or decorative elements.

However, a floating curtain of neutral colour will be tolerated in front of the device. A sign will be placed above the curtain (red plate, R.I.A. in white lettering or pictogram, 40 cm x 15 cm).


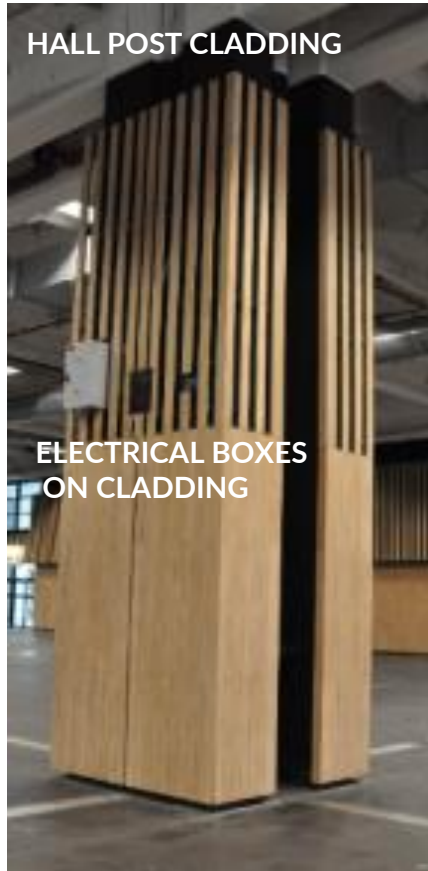
It must be fully accessible, with a 1 m wide path (at least) from the nearest aisle.

## Fire Safety Inspection

All installations must comply with the regulations issued by the Prefecture de Police. The General Commissioner will inspect all stand installations and may reject those that do not conform to the architectural technical regulations.

Due to the Fire Safety Inspection, stand build-up must be completed the day before the opening.

# Architectural technical regulations



Ask for your technical floorplan with:

- The position of the connection channels
- The position of the pillars
- The technical details of the pillar

To your operation support:

[service.technique.SnackShow@rxglobal.com](mailto:service.technique.SnackShow@rxglobal.com)

\* All floors are concrete.

## 2. Forms that need to be returned



## A.

# Fire safety regulations

---

# Equipment in operation

Please read carefully the **Prevention rules for fire safety, mass panic and accessibility for disabled persons** which you will find in full in your online Exhibitor Portal.

CONSIGNES DE SECURITE			
<b>INCENDIE</b>  SERVICE SECURITE N° _____ POMPIERS N° _____ NE PAS RACCROCHER SANS AVOIR VERIFIE QUE VOTRE APPEL A ETE COMPRIS	<b>ATTACHEZ LE FEU</b> AU MOYENS DES EXTINCTEURS APPROPRIES 	<b>DANS LA FUMEE</b> BAISSEZ-VOUS L'AIR FRAIS EST PRES AU SOL 	<b>N'UTILISEZ PAS</b> LES ASCENSEURS  FACILITEZ L'ACCES DES POMPIERS  N'ENCOMBEZ PAS LES MOYENS DE SECOURS
<b>EVACUATION</b>  DES L'AUDITION DU SIGNAL SONORE  GARDEZ VOTRE SANG-FROID 	<b>FERMEZ LES</b> PORTES ET LES FENETRES EN QUITTANT VOTRE POSTE DE TRAVAIL 	 DIRIGEZ-VOUS CALMEMENT VERS LE POINT DE RASSEMBLEMENT 	<b>N'UTILISEZ PAS</b> LES ASCENSEURS  LOCALISATION DU POINT DE RASSEMBLEMENT 
<b>ACCIDENT</b>  PREMIERS SECOURS N° _____ AMBULANCE N° _____ NE PAS RACCROCHER SANS AVOIR VERIFIE QUE VOTRE APPEL A ETE COMPRIS	<b>PRECISEZ LA NATURE DE L'ACCIDENT</b> <b>BLESSURES</b> <b>BRULURES</b> <b>ASPHYXIE</b> <b>FEU SUR UNE PERSONNE</b> ?  EMPECHEZ-LA DE COURIR, COUCHEZ-LA, ENVELOPPEZ-LA AVEC UNE COUVERTURE OU EN VETEMENT.		<b>RESPONSABLES DE SECURITE</b> M. _____ TEL. _____ M. _____ TEL. _____ M. _____ TEL. _____ M. _____ TEL. _____ M. _____ TEL. _____

**For all exhibitors** (turnkey stands, bare stands, My Stand Maker)

Please declare the **equipment operating on your stand** directly using the online fire safety form : [FIRE SAFETY AND OPERATING EQUIPMENT DECLARATION FORM](#)

For any questions relating to fire safety and equipment in operation, please contact:  
**HANDI'SECUR - +33 (0)6 87 99 86 59 - [handisecur@handisecur.com](mailto:handisecur@handisecur.com)**

## B. Exhibitor health & safety instructions

Please read carefully the **Exhibitor health & safety instructions** which you will find in full in your online Exhibitor Portal.

### For Essential / Easy / Identity and My Stand Maker stands

Tick the box A in the form.

The form should be sent by e-mail to: [sps@d-o-t.fr](mailto:sps@d-o-t.fr)

☐ **A** - If your stand is built by the Organiser or by yourself or by a single company without subcontractors:

### For space-only stands

Complete the information requested and return the form with a drawing of your stand.

The form should be sent by e-mail to: [sps@d-o-t.fr](mailto:sps@d-o-t.fr)

## C. Optional additional coverage

### Reminder of the general exhibition regulations

#### Article 10.3 – Exhibitor's comprehensive Insurance

Exhibitors must be insured via the organiser against risks to the items presented. This comprehensive insurance covers casual loss or damage to goods belonging to an exhibitor or goods under his or her responsibility.

The coverage shall take effect from the moment said items are deposited at the exhibition space of the exhibitor. The coverage shall be terminated from the moment said items leave the exhibition space at the end of the event.

The following are covered, within the coverage limit of €15,000:

- Items exhibited, display equipment, furniture, and all other goods intended for inclusion within the exhibition space;
- Hired or borrowed property, including the exhibition space or the exhibition module supplied by the exhibition organisers;
- Audiovisual material and plasma/LCD screens. Audiovisual equipment used for advertising purposes (such as video recorders, cameras, camcorders, microportables) must be stored in a locked cupboard and/or special room closed to the public.

By contacting the organiser, exhibitors can take out additional optional coverage up to 1 000.000€

The limits and details of basic coverage and optional supplementary coverage can be consulted at the following link: [APPLICATION FORM](#)

**The application form for this additional optional coverage is available at the following link: [APPLICATION FORM](#)**

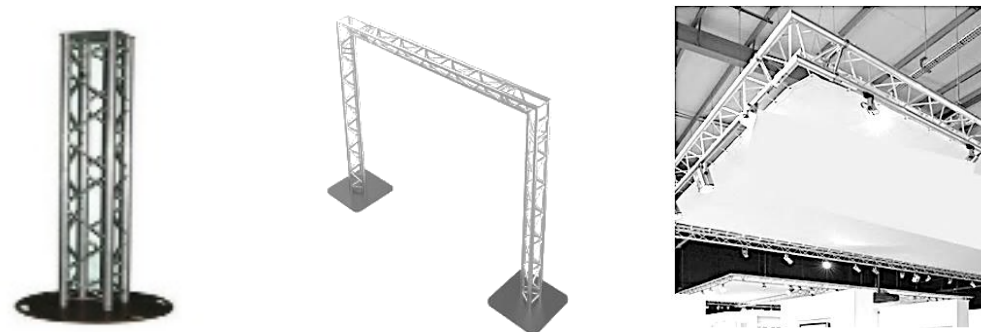
**Please complete the form and return it by e-mail to:**  
[helpdesk.snackshow@rxglobal.com](mailto:helpdesk.snackshow@rxglobal.com)



## D. Temporary and dismountable structures

### MANDATORY VERIFICATIONS FOR TEMPORARY AND DISMOUNTABLE STRUCTURES

(in application of the Order of 25 July 2022 amended and the specifications of the venue)



Example of temporary and demountable structures from left to right: totem, self-supporting arch, suspended light bridge with sign

#### POSSIBLE CASES FOR APPROACHES

You have ordered your structure  
through VIPARIS and/or your stand is built by the organizer  
**AND**  
you do not hang  
anything under this structure



You don't have to do anything:  
all regulatory audits are managed by  
VIPARIS and/or the organizer

# Temporary and dismountable structures

Find contacts of control offices on page 46

*Please note that a **competent technician** must be referred to and trained by one of the training organizations authorized by the Synpase*

*\*\*The opinion on file of a demountable structure is valid for all dates of an event when the demountable structure remains unchanged.*

## POSSIBLE CASES FOR APPROACHES

Your structure has not been ordered from the organizer (you are building your own structure)

You must (in this order) :

	OS1 cat. Lower than 3,50m*	OS2 cat. Between 3,5m and 6,2m*	OS3 cat. Height above 6,2m* and/or more than 12 slings and/or more than 1000 kg
Mandate a control office or an accredited agency before the start of the assembly to obtain an opinion on file (verification: notes of calculations, plans,... ) <i>Can be used for multiple exhibitions/editions if same structure assembly**</i>		✓	✓
Mandate a control office or a competent and <u>trained</u> technician for the verification after installation of your structure		✓	✓ <i>Control office only</i>
Filled a certificate of correct installation of your structure (please find a template on your <a href="#">Exhibitor Portal</a> )	✓	✓	✓

\*Height of the highest point 40



### 3. Preparing your stand



# A. Turnkey stands

**Our turnkey stands are managed by our official partners.**

The power supply for your ESSENTIEL (3Kw), EASY (3Kw) or IDENTITY (4Kw) stand is permanent (24h/24h).

## How does it work?

1. You have been allocated a stand number and your login details for your [Exhibitor Portal](#) .  
You will be contacted by our service provider to assist you with your stand.
2. **Complete the form received from our service provider.**  
Return this document with your layout/design choices (e.g. carpet and wall colours) and any additional orders (additional lighting or signs).
3. Would you like to order other services for your stand? Consult the list of our recommended service providers on page 46 or in your online [Exhibitor Portal](#) .
4. Your turnkey stand will be ready the day before the trade show opens (see schedule).  
The technical teams will be available on site for any requests concerning your stand.

## Furniture (except ESSENTIEL stand)

- For EASY and IDENTITY stands:  
You can select your **furniture endowment** from your [Exhibitor Portal](#) .  
You can choose between different types of furniture.  
However you cannot change the content of an endowment.
- **Please note:** your choice of furniture will only be finalised once you have received a confirmation e-mail indicating that the order has been considered. (Remember to check your spam.)

## A. Turnkey stands



### Easy

You will be contacted by our service provider **CREATIFS** to choose the layout and assist you with your stand.



### Identity

You will be contacted by our service provider **LINKS EVENT** to choose the layout and assist you with your stand.

The power supply for your ESSENTIEL (3Kw), EASY (3Kw) or IDENTITY (4Kw) stand is permanent (24h/24h).



### Jeunes Pousses

You will be contacted by our service provider **CREATIFS** to assist you with your stand.



### Essential

You will be contacted by our service provider **CREATIFS** to choose the colour of the carpet and assist you with your stand.

Furniture is not included with this stand. It can be ordered as a paid option from your online **Exhibitor Portal**.

## B. Space-only stands

The floor area  
is marked out  
on the ground.

Partitions and  
carpeting are  
not provided.

You have confirmed the location of your stand.

You have been allocated a stand number and your login details for your [Exhibitor Portal](#).

### Several options:

#### Option 1: Contact My Stand Maker

Our stand designers are at your disposal to help you create a customised stand that reflects your brand. Find out more about this solution on page 45 and at [www.mystandmaker.com](http://www.mystandmaker.com)

#### Option 2: You have your own stand designer/decorator

Declare your service provider in your online [Exhibitor Portal](#).

Your stand design must comply with the architectural rules as well as fire safety regulations.

**Option 3: Design your stand thanks to the additional fittings** provided by our supplier Créatifs by GL. For more information, visit your Exhibitor Portal.

#### Remember to reserve:

- Your electrical power supply
- Your fluids (air, water), if necessary
- Your Internet and phone lines

On the **Parc des Expositions de Paris Porte de Versailles** website: [ViparisStore](#)

#### Important

You must have your stand design approved by our service provider:

**DECOPLUS** - [elisabeth.decoplus@gmail.com](mailto:elisabeth.decoplus@gmail.com) - tel : +33 (0)9 67 78 93 85

Please return mandatory forms to RX and our service providers (you can find them in your [Exhibitor Portal](#)).

On site, the safety officer will check the conformity of stands during setup. In the event of non-compliant layouts, furniture or materials, the exhibitor and their decorator will be required to make any necessary changes at their own expense in order to pass the Fire Safety Inspection on the opening day of the trade show.



## Preparing your stand



For more information, visit [www.mystandmaker.com](http://www.mystandmaker.com)

For all enquiries, please contact:  
[mystandmaker.france@rxglobal.com](mailto:mystandmaker.france@rxglobal.com)

**RX** France

Exhibitor Guide - SNACK SHOW April 2026

## My Stand Maker is an RX France service

### Our mission

To assist you with your project from A to Z - from design to setup and takedown at the trade show.

### Our goal

Maximize the visibility of your brand and give you a hassle-free exhibitor experience.

### Our method

Listen to your needs, stay within your budget, advise you.

### Affordable prices

We are committed to helping you stay within your budget. Moreover, with our experience in organising events, we have negotiated with our partners to get you optimum stand solutions at the best rates.



# C. Referenced providers

## Control offices

### ICE

Pierre BEILLE DOMEQ  
+33 6 88 88 15 91  
[pierrebdq@gmail.com](mailto:pierrebdq@gmail.com)

### QUALICONSLT

Didier FAIVRE  
+33 63 65 62 53  
[sdvam@qualiconsult.fr](mailto:sdvam@qualiconsult.fr)

### SOCOTEC

Patrick PEREIRA  
+33 6 08 12 08 21  
[patrick.pereira@socotec.com](mailto:patrick.pereira@socotec.com)

## Fire safety

**HANDI'SECUR SAS**  
+33 (0)6 87 99 86 59  
[handisecur@handisecur.com](mailto:handisecur@handisecur.com)

## Exhibitor health & safety

**D.Ö.T.**  
+33 (0)1 46 05 76 48  
[sps@d-o-t.fr](mailto:sps@d-o-t.fr)

## Stands approval

**DECO PLUS**  
+33 (0)9 67 78 93 85  
[elisabeth.decoplus@gmail.com](mailto:elisabeth.decoplus@gmail.com)

## ESSENTIAL / EASY stand & JEUNES POUSSÉS

**Créatifs by GL**  
[snackshow@creatifs.fr](mailto:snackshow@creatifs.fr)

## IDENTITY stand

**Links Event**  
+33 (0)1 80 84 49 06  
[identity@linkseventgroupe.com](mailto:identity@linkseventgroupe.com)

## Furniture

**Camerus**  
+33 (0)1 57 14 25 25  
[exposant@camerus.com](mailto:exposant@camerus.com)

## Technical services

(Electricity, Parking, Water,  
Internet, Wi-Fi)

**VIPARIS**  
+33 (0)1 40 68 16 16  
[contact@e-viparisstore.com](mailto:contact@e-viparisstore.com)  
[www.viparisstore.com](http://www.viparisstore.com)

## Floral decoration

**Les Jardins de Gally**  
+33 (0)1 39 63 48 33  
[location@gally.com](mailto:location@gally.com)

## Equipment rentals Computer & audiovisual

**ALIVE**  
+33 (0)7 49 70 63 96  
[m.brunel@group-alive.com](mailto:m.brunel@group-alive.com)

## Handling / Transport

**Clamageran Foirexpo**  
+33 (0)1 57 25 18 01 ou 03  
[paris@clamageran.fr](mailto:paris@clamageran.fr)

## CLASQUIN

+33 (0)1 48 63 33 81  
[parisevents@clasquin.com](mailto:parisevents@clasquin.com)

## Cleaning service

**Millenium**  
+33 (0)1 43 08 60 87  
[stand@millenium-sas.com](mailto:stand@millenium-sas.com)

## Cocktail / Catering

**Poirier**  
+33 (0)1 39 13 42 42  
[info@poirier.fr](mailto:info@poirier.fr)

## Fridges, coffee machines...

**G.D.M (Grain de malice)**  
+33 (0)1 41 53 52 82  
[adv@graindemalice.net](mailto:adv@graindemalice.net)

## Champagne & wines

**PERNOD RICARD**  
+33 (0)6 43 75 60 72  
[martin.piedelievre@pernod-ricard.com](mailto:martin.piedelievre@pernod-ricard.com)

## Refrigeration rental

**Petit Forestier**  
+33 (0)1 41 52 52 46  
[coolevent@petitforestier.fr](mailto:coolevent@petitforestier.fr)

## Stand Security Guard

**GPS**  
+33 (0)1 53 02 01 18  
[commercial@gps-sécurité.fr](mailto:commercial@gps-sécurité.fr)

## Hosts / Hostesses

**DECIBELLES**  
+33 (0)1 40 60 11 28  
[ana@deci-belles.com](mailto:ana@deci-belles.com)  
[commercial@deci-belles.com](mailto:commercial@deci-belles.com)



## **RX France**

52 quai de Dion Bouton  
92800 Puteaux

+33 (0)1 47 56 50 00  
[www.rxglobal.com](http://www.rxglobal.com)