

E.

Architectural technical regulations



RX France

Exhibitor Guide – SNACK SHOW April 2026

1 – For all exhibitors (turnkey stands, bare stands, My Stand Maker):

Complete the online fire safety form **before February, 21 2026**:

<https://snackshow.handisecur.com/formulaires>

2 – For space-only stands:

a) TECHNICAL FLOORPLAN

If you have technical restrictions on your location, please contact our exhibitor technical department before starting your stand design to receive your technical floorplan (Fire Hose Reel, connection channel, pillars, construction headroom...)

Contact: service.technique.SnackShow@rxglobal.com

b) COMPLIANCE WITH ARCHITECTURAL REGULATIONS → **before February, 21 2026**

Once your project is complete, send two dimensioned drawings showing the floor plan and elevation to: **DECOPLUS** - elisabeth.decoplus@gmail.com - tel: +33 (0)9 67 78 93 85

Our service provider will check compliance with architectural regulations.

c) TECHNICAL SERVICE ORDER / FEASIBILITY

Order your slings, fluids... to VIPARIS: <https://www.viparisstore.com/en/>

To finalize your order, a technical drawing will be requested.

This drawing is necessary not only to install your order, but also to study the feasibility of your project (especially for slinging).

The order will not be validated until the feasibility has been confirmed by VIPARIS.

Architectural technical regulations



RX France

Exhibitor Guide – SNACK SHOW April 2026

d) !! **NEW** : CONTROL OFFICE FOR VERIFICATIONS FOR TEMPORARY AND DISMOUNTABLE STRUCTURES*

All light bridge whose highest point is equal to or greater than 3.50 meters and less than 6.20 meters, including rigging, you must be able to provide our security officer **HANDISECUR** :

1. Certification of proper assembly from the builder (to be dated and signed after assembly). Sample certificate to be found in your [Exhibitor Portal](#)
2. Assessment of the file or standard model by a control office or accredited organization (to be completed before assembly begins)*
3. Inspection of the assembly by a control office or Competent Technician** (to be completed on-site).

**See p39/40 the possible cases for approaches*

***See page 46 contact details of control offices (referenced suppliers, not compulsory)*

e) FINAL APPROVAL

Your project will only be validated upon receipt of the **DECOPLUS** validation and confirmation of the project feasibility by **VIPARIS**.

Architectural technical regulations

Important: by signing your application form, you have undertaken to comply with and to ensure that all decorators, installers or contractors comply with all the clauses of the general regulations, including the time allotted for setup and dismantling.

The trade show organiser reserves the right to have the general installer modify or dismantle (at the exhibitor's expense) any installations that do not comply with the architectural regulations and which are likely to disturb neighbouring exhibitors or the public.

The technical team will check all the installations of the stands and may reject those that do not conform to the approved design.

Furthermore, the organiser reserves the right to have a certified inspection body issue a report certifying the stability of the stand structures at the exhibitor's expense.

Hanging elements/slings:

The suspended items to the Pavilion ceiling must only be installed by the VIPARIS technical service.

Orders must be taken on VIPARIS STORE : [ViparisStore](#)

Hanging elements must comply with the architectural rules.

Your hanging structures (or strung elements) must be inspected by a certified company in order to obtain a stability report.

Exhibitors must provide a certificate of compliance.

Virtual Visit:

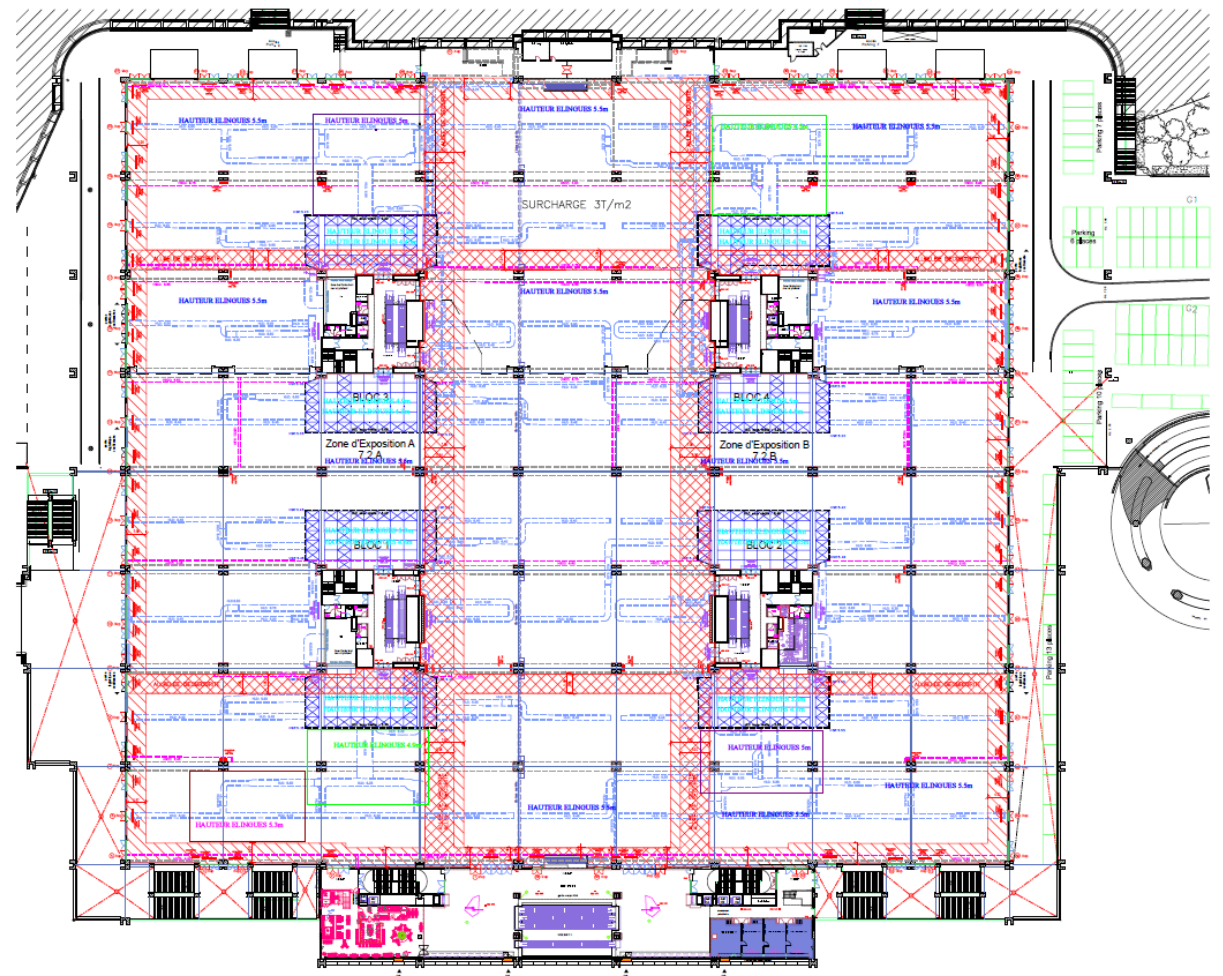
Discover Paris Expo Porte de Versailles with the virtual visit:

[Paris Expo Porte de Versailles - Explore Viparis](#)

Architectural technical regulations

Pavilion 7.2

Uniformly distributed load: 600kgs/sqm
Point load: 1,5t/diam 0.20m



Pavilion 7.2 has **slinging restrictions**, which may affect the feasibility of your project and/or lead to additional costs.

Please contact our exhibitor technical department before starting your stand design to receive your technical floorplan. Contact: service.technique.SnackShow@rxglobal.com

If your stand project includes slings, it is essential to **have your slinging plan validated by VIPARIS.**

Architectural technical regulations

If you use a decorator, remember to send him this document so that he can take these regulations into account when designing your stand.

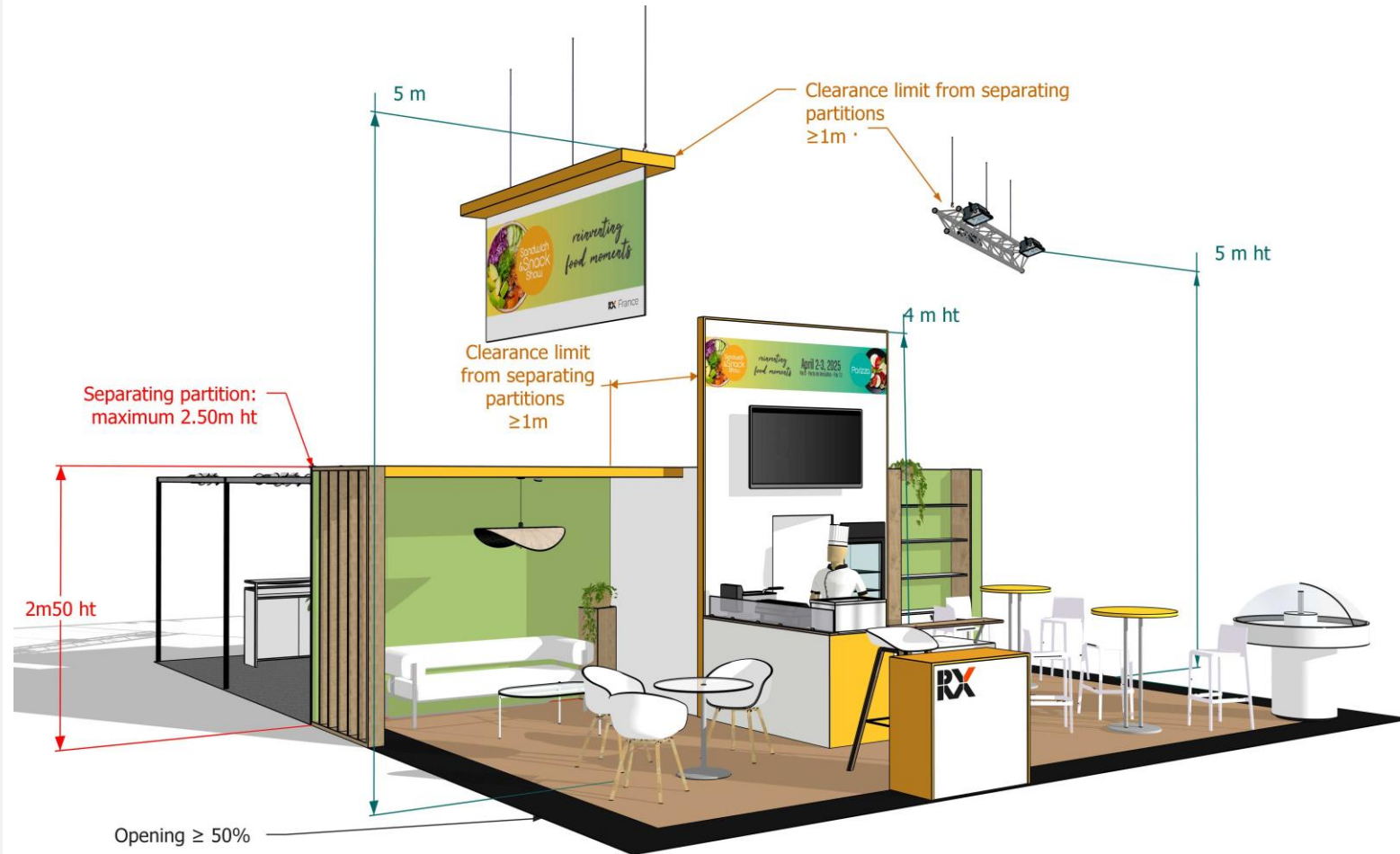
Stand constructions must take into account the following heights* (from the ground) and clearances:

	MAXIMUM HEIGHT	RULES
Construction	4.00 m	<p>This rule applies to all the booths wherever the height and zone of the pavilion permits it.</p> <p>Clearance limit from aisles Up to 4.00m high: no clearance limit</p> <p>Clearance limit from separating partitions Up to 2.50m high: no clearance limit Constructions over 2.50m until 4.00m high : clearance limite 1.00m</p>
Partition / shared partition walls	2.50 m	The partitions facing neighbouring stands must be smooth, plain, painted or covered with white, black or grey wall fabric, without any type of signs, without any sign of any kind or wooden braces for assembling partitions.
Signs	5.00 m*	<p>The sign structure may not exceed a height of 5 meters from the ground and must be set at least at 1.00m back from the edges of the neighbour stand.</p> <p>Hung signage on the ceiling can only be installed by the exhibition center technical services.</p>
Hanging sign structures	5.00 m*	<p>The sign structure may not exceed a height of 5.00m from the ground and must be set at least at 1.00m back from the edges of the neighbour stand.</p> <p>Open superstructure that can include the exhibitor's label or illuminated logo. Sign structures must be slung or be attached to the structure by a light frame.</p>
Lighting fixtures or truss lighting	5.00 m*	<p>Clearance from the edges of the neighbour stand only: 1.00m</p> <p>Independent lighting fixtures hung above the stand structures are authorised. Please contact VIPARIS at +33 (0)1 40 68 16 16 to validate the feasibility of your project.</p>



* Depending on the location of your stand, this height may be reduced to 4.00m.
Please ask your technical contact for the height restrictions specific to your spot.

Architectural technical regulations



Architectural technical regulations

Stand boundaries

No decorations, furnishings, signs or lighting may protrude from the boundaries of your stand.

Clear aisles

Exhibitors must leave **the aisles clear** of all pipes, cables/wires or decorative elements, both on the ground and overhead. However, pipes and cables meeting the requirements of the organiser, or the safety teams will be allowed to cross the stands if necessary.

Stands opening

Each side of a stand facing an aisle must have a **minimum opening of 50%**, in order to allow easy access to the stand, avoid disturbing neighbouring stands and to allow proper visibility and flow of visitor traffic.

The following may be considered as openings:

- Any decorative elements or furniture not exceeding 1m in height, excluding low partitions. (e.g.: plants, reception counters, etc.)
- Any mobile elements, up to the full height of the stand, allowing physical access to the stand.

The organiser reserves the right to have the layout of the project received modified for any purpose.

Damage

Exhibitors are responsible for themselves and for their suppliers for all damage caused to building structures during transport, installation or removal of their equipment.

Walls, floors, pillars: it is forbidden to drill, seal, bleed or cut them.

It is also forbidden to paint them.

Architectural technical regulations

Stands over 200 sqm

Please contact the fire safety officer of the show : handisecur@handisecur.com

Reused stands

Reused stands are subject to the architectural technical regulations, just like newly built stands. The plans must be submitted to our service provider in charge of approving stand designs.

Multi-level stands

Multi-level stands are not allowed.

Velum

If you wish to install a velum, please confirm the percentage of coverage with our fire safety officer. A velum, classified M1 for reaction to fire, can be installed.

Flooring

Stands are delivered with carpet except for stands installed by a decorator who supplies, installs, and removes it. Exhibitors will be charged for any damage they cause to the existing floor. They are responsible for taking all necessary precautions (plastic, plywood, etc.) to protect the floor from risks, especially painting.

Bulky Equipment

Stands exhibiting vehicles or bulky equipment MUST submit their positioning to the trade show's operation support for approval.

Accessibility for disabled people

Any stand equipped with a technical floor higher than 2 cm, on which the public may have to climb, must have an access ramp. The ramp must be 0.90 m wide and have a gradient of between 2% and 5%. The ramp must be integrated into the stand and must not extend into the aisles.

Architectural technical regulations

Post and pavilion cladding

Permanent wood cladding may not be painted, drilled or glued.

Permanent wood cladding has a height of 3 metres for pavilion 7.

They may be used in their entirety by exhibitors to hang signs or decorative elements.

All items fastened with staples must be removed by the exhibitor at the end of the show, and the cladding must be free of staples. It is forbidden to pierce, to paint, to coat or damage the pole. Otherwise, the restoration will be invoiced to the exhibitor.

Fluid distribution channels

Fluids distribution in the pavilion is ensured by a set of channels .

Channels and hatches are completely closed by cast iron plates that are forbidden to be handled. Only VIPARIS is authorised to use these channels.

For more information, please contact: contact@e-viparisstore.com

Important!

Access to water is not guaranteed for all stands and must be validated by the Exhibitor service.

It is strongly recommended to install a technical floor to cover the water inlet and drain pipes.

In addition, the organiser cannot provide chutes on the stands.

Access to the pavilions

Access to the pavilions can easily be done thanks to numerous side gates. Trucks and passenger vehicles are not allowed inside the pavilions. Only handling equipments is permitted.

A car park adjacent to the pavilion is available to stand builders during set-up and dismantling periods.

Pavilion 7.2 has weight limits.

Uniformly distributed load: 600kgs/sqm

Point load: 1,5t/diam 0.20m

Architectural technical regulations

- **Regulations for Large-Scale Kitchen**

- **Installations less than 20 kW:**

- Installations of cooking (or reheating) appliances in which the total rated output is less than 20 kW are to be fitted with an enveloping cooker hood and a mechanical extraction device. Any steam should first be extracted and deodorized through 3 successive filters:

- - The first a filter made of metallic material.
- - The second with media or electrostatic finishing filter.
- - The third with an active carbon deodoriser.

- The filter section should be around 0.5 m per square meter of cooking surface. The rate of evacuation is to be 400 m³ per hour per sqm of cooking surface. The hood should be closed on 3 sides with a drop of 0.80m above the hob or stove top.

- **Installations 20 kW or greater:**

- Should food catering areas be set up and equipped with kitchen in which the total rated output of the appliance (cooking, reheating or group of appliances) is 20 kW or greater, the regulations prescribed in the Articles GC (in particular GC14 and GC15) of the amended Safety Regulations of 25 June 1980, would have to be respected. The appliances are to be installed in premises called «grandes cuisines» (large-scale kitchens). These large-scale kitchens are to be delimited by 1 hour fire partitions and flooring. The fire resistance of the materials used must be certified by an approved French testing laboratory.

- Considering the technical requirements of the building, these kitchens are to be set up on the periphery of the building, in accordance with VIPARIS - Porte de Versailles. Each Kitchen must be fitted with a device for mechanically extracting polluted air, steam, and fat. This device should be made in category M0 materials.

Architectural technical regulations

Sound animations and illuminated signs

Animations (sounds, videos, mascots, etc.) must be declared to the organiser for approval. The maximum noise level is set at 70 decibels, measured at 1 meter from the stand.

The organiser reserves the right to lower this threshold if the noise emission causes a significant disturbance to surrounding stands.

All forms of attractions/events and sales activities are strictly prohibited outside the stand unless the exhibitor has reserved this type of visibility with the organiser.

All light and sound advertising must be submitted to the organiser for approval, who may revoke the authorisation granted in the event of a disturbance to neighbouring exhibitors, the flow of visitor traffic or the trade show.

Rotating and similar lights are not permitted.

Illuminated signs or signage are permitted.

Under no circumstances may they have strobe or flashing lights.

Tethered balloons

Balloons inflated with a lighter-than-air gas (air or helium) and used as signs must comply with authorized heights and clearances. If the balloon is inflated with helium, no storage of helium cylinders (empty or full) will be authorized in the hall. It is also forbidden to re-pressurize the balloon while the public is present. If the balloon is illuminated, the envelope must have a M2 reaction to fire. The length of their attachments must be definitive and respect the same recesses as the slung elements. Failure to comply with this requirement will entitle the organizer to remove the balloon.

Exhibited vehicles

Vehicles set up on stand must have their fuel tank emptied, the battery inaccessible to the public and a fire extinguisher adapted to the vehicle.

For any further information, please contact our fire safety officer:

HANDI'SECUR - +33 (0)6 87 99 86 59 - handisecur@handisecur.com

Architectural technical regulations

Smoke control and fire-fighting systems / fire hose reel

Smoke control and fire-fighting systems are mounted on cladding or perimeter pillars. Intercoms must always remain accessible. Signs indicating fire-fighting systems must remain visible.

The fire hose reel must remain visible and accessible, and therefore must not be blocked by any casing, doors, curtains or decorative elements.

However, a floating curtain of neutral colour will be tolerated in front of the device. A sign will be placed above the curtain (red plate, R.I.A. in white lettering or pictogram, 40 cm x 15 cm).

It must be fully accessible, with a 1 m wide path (at least) from the nearest aisle.

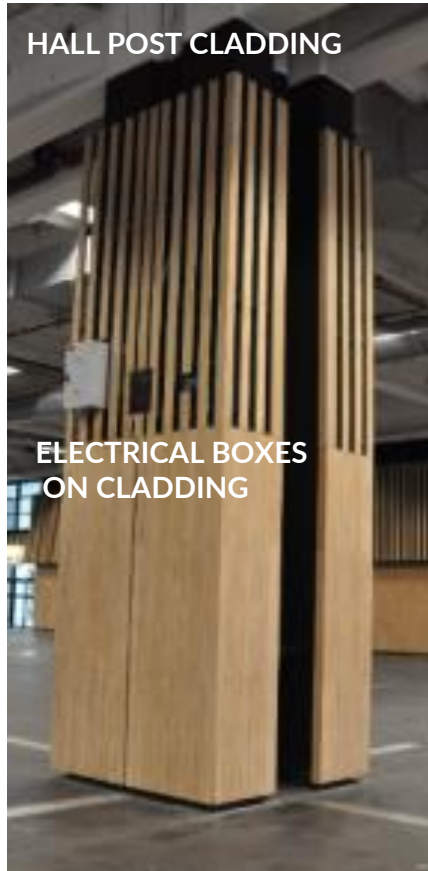
Fire Safety Inspection

All installations must comply with the regulations issued by the Prefecture de Police. The General Commissioner will inspect all stand installations and may reject those that do not conform to the architectural technical regulations.

Due to the Fire Safety Inspection, stand build-up must be completed the day before the opening.

- Preparing for the Trade Show

Architectural technical regulations



Ask for your technical floorplan with:

- The position of the connection channels
- The position of the pillars
- The technical details of the pillar

To your operation support:

service.technique.SnackShow@rxglobal.com

* All floors are concrete.